



## LUOVER FITTINGS



# LUOVER FITTINGS



## Introduction

Luover fittings is the surface ceiling lamp tray for indoor use. The manufacture process is extremely strict, high quality output with CE, ROHS certified.

## Feature

- Housing material is made of >0.6mm high quality strength steel sheet which is painted with undergo rust removal, grease removal, rustproof treatment and full spray-coated treatment in white.
- Reflector is made of aluminum sheet with glossy or matt surface.

## Application area

- Applied to laboratories, hospitals, medical centres, etc.

## Mounting type

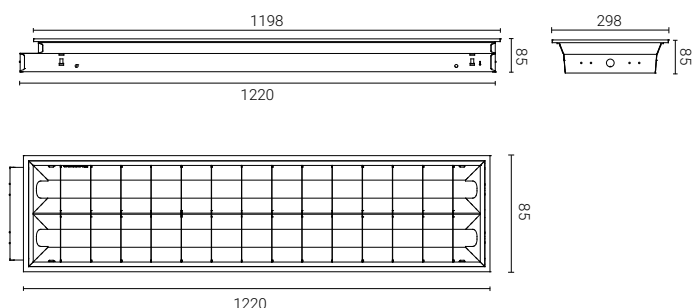
- Surface ceiling.

## Approval and marking



IP20

## Dimension (mm):



## Product color




White (WH)

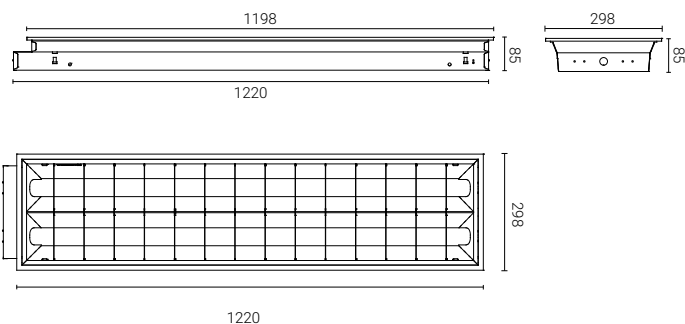


# LUOVER FITTINGS

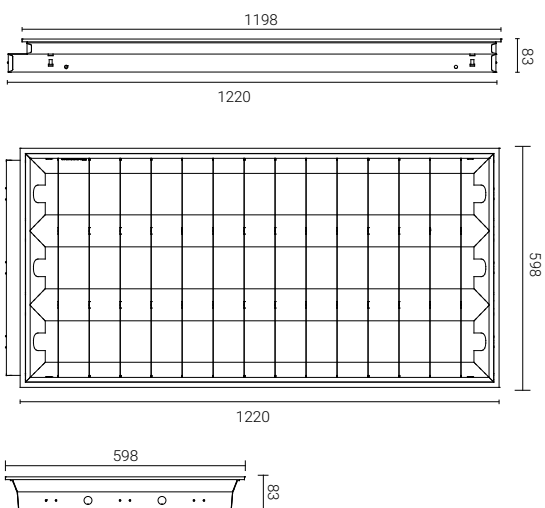
## Variant



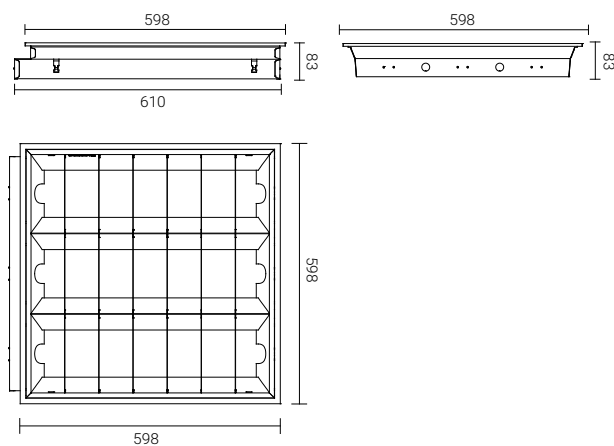
MRF236



MRF336



MRF318



# LUOVER FITTINGS

## Specification

Model	MRF236	MRF336	MRF318
Number of lamp and rated power	2x20W (not include tube lamp)	3x20W (not include tube lamp)	3x10W (not include tube lamp)
Input voltage	dependent on tube lamp	dependent on tube lamp	dependent on tube lamp
Others lighting specifications	dependent on tube lamp	dependent on tube lamp	dependent on tube lamp
Protection grade	IP20	IP20	IP20
Product life	>50000 hours	>50000 hours	>50000 hours

