

**GRAZE 9**

## LINEAR LUMINAIRES



## GRAZE 9



### Introduction

GRAZE 9 is a surface mounted, exterior-rated LED linear luminaire that is designed for façade and outdoor architectural lighting applications. One family that fits all wall washing, grazing and also linear flood lighting. The robust and smart mechanical profile and unique optical designs make it ideal for illuminating building façade, bridges, overpasses and any application that requires a linear lighting solution. Available in single colors, RGB, RGBW and On/Off, 1-10V, Dali and DMX control option available to give architects and designers the freedom to explore a wide range of concepts and design with no limitations.

### Features

- #6063 aluminum alloy housing.
- High strength toughened glass lampshade.
- Surface finish with anodizing treatment, resist the impact and friction, self-clean rainwater ability.
- LED module: high-power LEDs on metal-core PCB.
- High-efficiency PMMA lens with various beam angle option.
- Adopt American CREE original LED light source or LUMILEDS/OSRAM light source for high flux output, excellent consistency of color.
- Constant voltage + Constant current LED driver supply unit.
- Constant current AC100-305V driver, DC24V input voltage option for On/Off, 1-10V, Dali and DMX512 control method.
- Single color with various temperature option: 2700K/3000K/4000K/5000K/6000K.
- Dynamic color with RGB, RGBW option have gray level reach 65,536 degree equally make the dynamic light-dimmer more soft and the color richer.
- Powerful DMX512 interface adopt high reliable bus connect, all has the function of automatic addressing.
- Two cable entries for through wiring or single cable entry option.

### Applications areas

- Wall, ceiling and balustrade installation for outdoor projects.

### Mounting type

- Surface mounting with adjustable brackets.

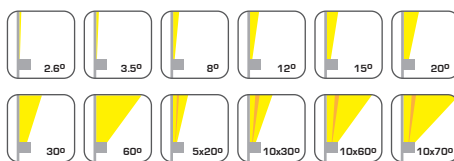
### Approvals and markings



### Feature



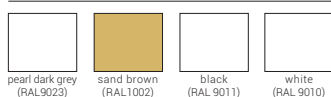
### Beam angle



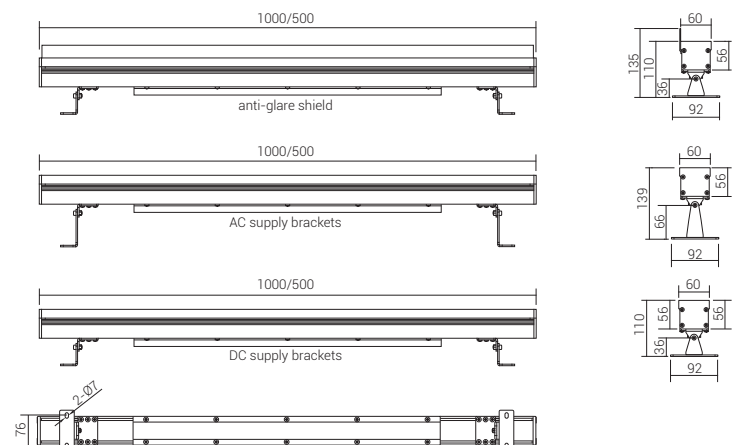
### Color temperature

- |               |                |
|---------------|----------------|
| <b>Single</b> | <b>Dynamic</b> |
| • 2700K       | • RGB          |
| • 3000K       | • RGBW         |
| • 4000K       |                |
| • 5000K       |                |
| • 6000K       |                |

### Product color



### Dimension (mm):

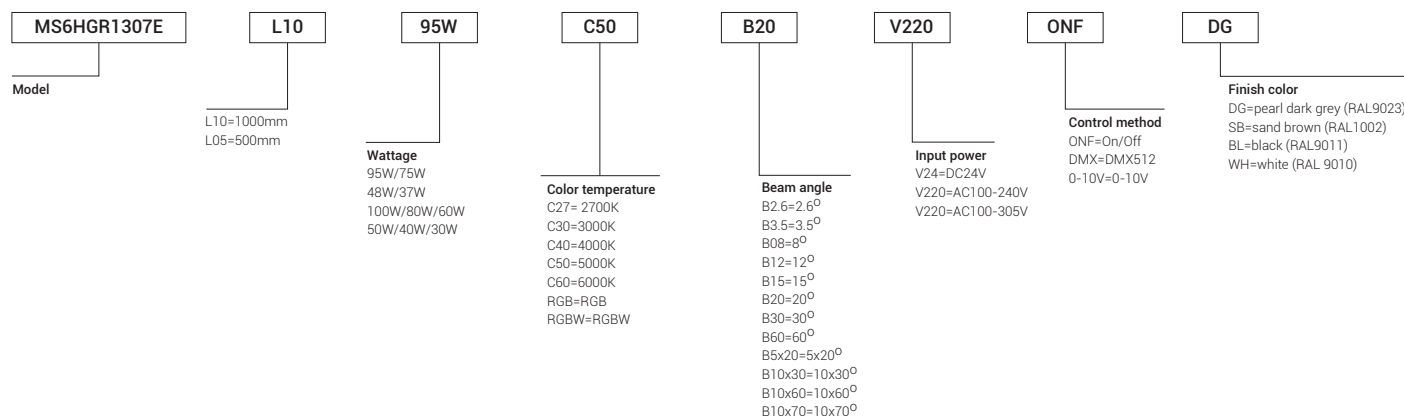


# GRAZE 9

## Specification

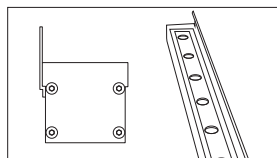
Model	MS6HGR1307E-L10-95W/75W	MS6HGR1307E-L05-48W/37W	MS6HGR1307F-L10-100W/80W/60W	MS6HGR1307F-L05-50W/40W/30W
Led brand	CREE/LUMILEDS		OSRAM RGBW 4 IN 1	
Led quantity	20pcs		10pcs	
Rated power	95W/75W (only 2.6°)		100W/80W/60W	
Lumen (RGB/RGBW)	3800lm/3000lm (±10%)		4000lm/3200lm/2400lm (±10%)	
Lumen (Single)	6175lm/4875lm (±10%)		/	
Input voltage	DC24V/AC100-240V		DC24V/AC100-305V	
Frequency range	50Hz		50/60Hz	
Color	RGB/Single		RGBW	
Beam angle	2.6° 3.5° 12° 20° 30° 60° 5x20° 10x70°		8° 15° 20° 30° 10x30° 10x60°	
Control method	On/Off, DMX512, 0-10V		DMX512	
Protection grade	IP66		IP66	
Ambient temperature	-25°C~50°C		-25°C~50°C	
Ambient humidity	10%~90%		10%~90%	
Product life	50000H		50000H	

## Typical order example

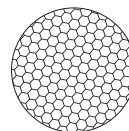


# GRAZE 9

## Accessories



anti-glare shield  
**MA-1307-AGV**



Honeycomb grill  
**MA-1307-HGR**

MS6HGR1307E-L10-95W/75W	•	•
MS6HGR1307E-L05-48W/37W	•	•
MS6HGR1307F-L10-100W/80W/60W	•	•
MS6HGR1307F-L05-50W/40W/30W	•	•

## Connection Accessories



Connector 3 pin - IP68

**MA-M684-03**



T Connector 3 pin - IP68

**MA-M685T-03**



Y Connector - IP68

**MA-M685Y-03**



Junction box 3 holes - IP68

**MA-M686-03**

