



MODEL: **MS3HC01126FB-6W**

Introduction

COMPACT 2 is surface architectural floodlight family, adopt isolated two bodies design could have the separate heat dissipation structure to fully ensure the stability and long lifespan of LED light. With multiway rotate function of round support, spike, pole or U-bracket mounting are available to meet various occasions demands for outdoor projects.

Features

- High pressure die-casting aluminum housing.
- High strength toughened glass.
- Surface finish with fluorine carbon spraying ensuring high corrosion resistance, resist the impact and friction.
- LED module: high-power LEDs on metal-core PCB.
- High-efficiency PMMA lens with various beam angle option.
- Adopt American CREE original LED light source, high flux output, excellent consistency of color.
- Constant current AC100-240V driver with On/Off
- Single color with various temperature option: 2700K/3000K/4000K/5000K/6000K.

Applications areas

- Facade of outdoor buildings, billboards, sculptures etc.

Mounting type

- Surface mounting, spike or tile clips mounting etc.

Approvals and markings



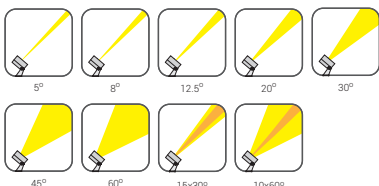
IP66

IK08

Feature



Beam angle



Product color



Pearl dark grey
(RAL9023)



Sand brown
(RAL1002)

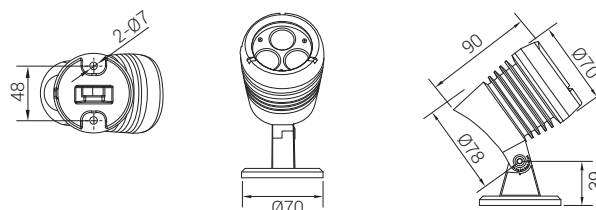


Black
(RAL 9011)



White
(RAL 9010)

Dimension: (mm)

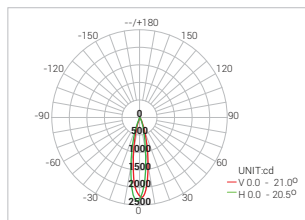


Technical information

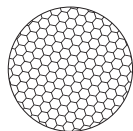
• Model	: MS3HC01126FB-6W
• Material	: Die-casting aluminium
• Lamp	: CREE
• Power	: 6W
• Luminous flux	: 390lm ±10%
• CCT/Ra	: 2700K/ 3000K/ 4000K/ 5000K/ 6000K
• Efficacy	: 65lm/w
• Beam angle	: 20°
• Control method	: On/off
• Product color	: Pearl dark grey
• Ambient temperature	: -25°C~50°C
• Input voltage	: 100-240V~ 50/60Hz
• Product life	: 50.000hrs

Photometric Data

MS3HC01126FB-20°



Accessories



Honeycomb grill

MA-1126-HGR

MS3HC01126FB-6W

Connection Accessories



Connector 3 pin - IP68

MA-M684-03



T Connector 3 pin - IP68

MA-M685T-03



Y Connector - IP68

MA-M685Y-03



Junction box 3 holes - IP68

MA-M686-03

