



MODEL: **MS3SPL1260UB-F-60W**

Introduction

PLATE 2 is rectangle surface architectural floodlight series, adopt isolate structure to fully ensure the stability and long lifespan of LED light. With multiway rotate function of u-shaped bracket mounting and flange base are available to meet various occasions demands for outdoor projects.

Features

- High pressure die-casting aluminum housing.
- High strength toughened glass.
- Surface finish with fluorine carbon spraying ensuring high corrosion resistance, resist the impact and friction.
- Optics available: Asymmetrical reflector for wall washer, convex cap for spot lighting.
- LED module: high-power LEDs on metal-core PCB.
- High-efficiency PMMA lens with various beam angle option.
- Adopt American CREE original LED light source, high flux output, excellent consistency of color. NICHIA/LU-MILEDS
- LED light source for asymmetric beam flood light option.
- Constant current AC90-265V driver with On/Off control method.
- Single color with various temperature option: 2700K/3000K/4000K/5000K/6000K.

Applications areas: Facade of outdoor buildings, billboards, sculptures etc.

Installation: Surface mounting.

Approvals and markings



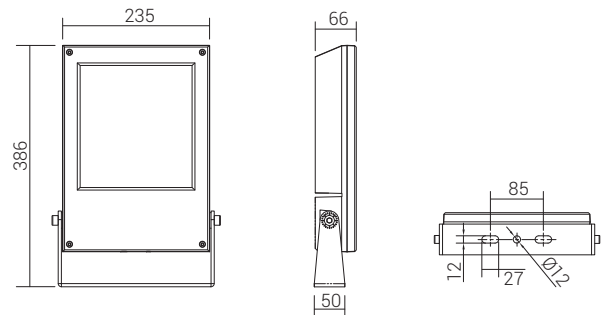
Beam angle



Product color



Dimension: (mm)

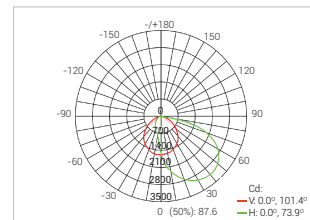


Technical information

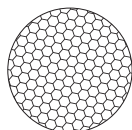
• Model	: MS3SPL1260UB-F-60W
• Material	: Die-casting aluminium
• Lamp	: CREE
• Power	: 60W
• Luminous flux	: 3900lm ±10%
• CCT/Ra	: 2700K/ 3000K/ 4000K/ 5000K/ 6000K
• Efficacy	: 65lm/w
• Beam angle	: 120x70°
• Control method	: On/off
• Product color	: Pearl dark grey
• Ambient temperature	: -25°C~50°C
• Input voltage	: 90-265V~ 50/60Hz
• Product life	: 50.000hrs

Photometric Data

MS3SPL1260UB-F-60W



Accessories



Honeycomb grill
MA-1260-HGR



Anti-glare shield
MA-1260-AGV

MS3SPL1260UB-F-60W



Connection Accessories



Connector 3 pin - IP68

MA-M684-03



T Connector 3 pin - IP68

MA-M685T-03



Y Connector - IP68

MA-M685Y-03



Junction box 3 holes - IP68

MA-M686-03

