



Introduction

GRAZE 6 is strong and smart profile design series for high brightness LED linear luminaire for flood light or wall washer. Adopt #6063 aluminum alloy housing with special design to increase the heat dissipation to fully ensure the stability and long lifespan of LED light. With visor option for glare control and low brackets mounting suitable to wall, ceiling and balustrade installation for outdoor projects.

Features

- #6063 aluminum alloy housing.
- High strength toughened glass lampshade.
- Surface finish with anodizing treatment, resist the impact and friction, self-clean rainwater ability.
- LED module: high-power LEDs on metal-core PCB.
- High-efficiency PMMA lens with various beam angle option.
- Adopt American CREE original LED light source or LUMILEDS light source for high flux output, excellent consistency of color.
- Constant current driver with PWM prays control installed inside.
- Constant current DC24V input voltage with DMX512 control method.
- Dynamic color with RGBW option has gray level reach 65,536 degree equally make the dynamic light-dimmer more soft and the color richer.
- Powerful DMX512 interface adopt high reliable bus connect, all has the function of automatic addressing.
- Two cable entries for through wiring or single cable entry option

Applications areas

- Wall, ceiling and balustrade installation for outdoor projects.

Mounting type

- Surface mounting with adjustable brackets.

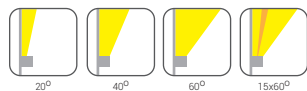
Approvals and markings



Feature



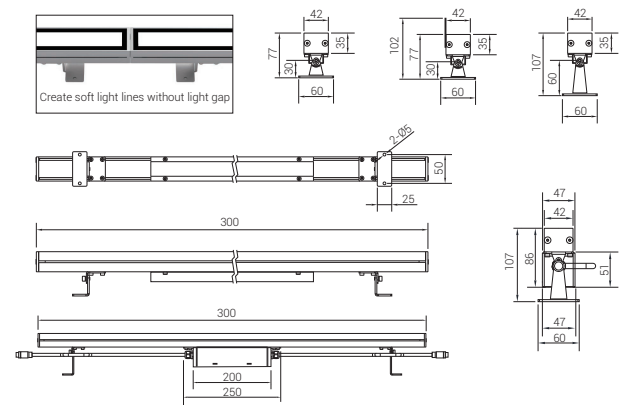
Beam angle



Product color



Dimension: (mm)

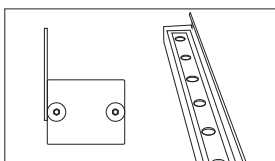


Technical information

• Model	: MS6HGR1301H-L03-12W
• Led brand	: CREE/OSRAM RGBW 4IN1
• Led quantity	: 6pcs
• Rated power	: 12W
• Lumen	: 480lm ±10%
• Input voltage	: DC24V
• Color temperature	: RGBW
• Beam angle	: 20°
• Control method	: DMX512
• Protection grade	: IP66
• Ambient temperature	: -25°C~50°C
• Ambient humidity	: 10%~90%
• Product life	: 50.000hrs



Accessories



Anti-glare shield

MA-1301-AGV

MS6HGR1301H-L03-12W

Connection Accessories



Connector 3 pin - IP68

MA-M684-03



T Connector 3 pin - IP68

MA-M685T-03



Y Connector - IP68

MA-M685Y-03



Junction box 3 holes - IP68

MA-M686-03

